



TRANCIATURA LAMIERINI MAGNETICI
BLANKED MAGNETIC LAMINATIONS



La nostra azienda opera già da oltre quindici anni sul mercato: un lungo arco di tempo che ci ha visto crescere rafforzando esperienze e capacità di innovazione. L'obiettivo è fornire un prodotto ai massimi livelli qualitativi: la continua ricerca del nuovo e del meglio nel campo elettromeccanico ci permette di offrire le migliori soluzioni ai problemi che ci vengono posti.

L'attenzione posta a certe problematiche ed un concreto piano di sviluppo, che ha coinvolto ogni componente dell'azienda, ha permesso di raggiungere la realizzazione del **sistema qualità aziendale ISO 9002** in tempi molto contenuti.

Tale riconoscimento significa che ogni attività aziendale segue rigorose e documentate procedure nell'interesse dei propri Clienti: la produzione è interamente controllata; tutte le materie prime, provenienti da fornitori qualificati, vengono sottoposte al controllo qualità che verifica la conformità, quindi sono trasferite alle linee di produzione.

Our Company has been operating in the market for over fifteen years, a long period which has seen us growing and strengthening the experience and the innovative capacity. We have always concentrated in supplying a product of high quality: the constant research of the new and the better in the electromechanic field allows us to offer the best solutions to the problems which are placed to us.

The attention for certain problems and a concrete development plan, which has involved every member of the Company, has allowed to reach the fulfilment of the **company quality system ISO 9002** in a very short time.

The achieved recognition means that every company activity follows precise and documented procedures in the interest of the clients: the production is completely controlled. All the raw materials come from qualified suppliers, undergo a first control during the acceptance and only subsequently are transferred to the production lines.




METRA
METRA LAMIERINI MAGNETICI



La Qualità, in METRA Spa, è la risposta ed il servizio che l'azienda è capace di dare alle reali esigenze dei Clienti: è la soddisfazione delle loro necessità e la maggiore competitività che siamo in grado di offrire.

La certificazione di Qualità significa che tutta l'organizzazione interna: commerciale, approvvigionamento e produzione applica avanzate procedure e sistemi organizzativi con continuo miglioramento dei requisiti.

Alla base di questo una strategia imprenditoriale che, fin dall'inizio, ha applicato una filosofia di lavoro atta a dare la massima affidabilità e conformità al nostro prodotto e che ci consentirà di rispondere alle continue richieste del mercato.







Quality, in METRA Spa, is the answer and the service that the Company can give to the real requirements of our customers. It is the satisfaction of their needs and the higher competitiveness we can offer.

The Quality certification means that the whole internal organization - commercial, supplying, production - applies advanced procedures and organizational systems with a constant improvement of the requirements.

There is a company strategy at the base of all this which, right from the beginning, has applied a work philosophy suitable to give the highest reliability and conformity to our product and which will allow us to reach better and better replies from the market.



CHE COSA IL SISTEMA QUALIT ? WHAT IS THE QUALITY SYSTEM ?



La risposta di Metra Spa



The answer of Metra Spa

Metra Spa ha istituito e mantiene un Sistema di Qualità documentato, avente come modello la norma UNI EN ISO 9002, per assicurare che i semilavorati venduti, di propria esclusiva produzione, siano sempre conformi ai requisiti specificati.

Obiettivo primario di tutti coloro che lavorano in Metra è di produrre statori e rotor conformi agli standard fissati e ai requisiti richiesti dai Clienti.

La politica della Qualità Metra si basa sui seguenti principi fondamentali:

- costante attenzione ai requisiti dei prodotti e alle richieste dei Clienti in tutti i reparti produttivi e nei servizi interni (commerciale, acquisti, ecc.)
- costante impegno contro inefficienze, difetti e sprechi
- coinvolgimento e valorizzazione della risorsa umana
- impegno continuo nel rinnovamento tecnologico finalizzato al miglioramento degli standard qualitativi.

Su tutto il materiale in entrata vengono effettuati controlli severissimi. Se necessario vengono approntate nuove tecnologie di produzione. Automazione e informatizzazione sono, infatti, il sostegno della Qualità, della sicurezza e dell'affidabilità del prodotto.

Il processo produttivo viene pianificato in modo da sviluppare la produzione senza sprechi di tempi e di risorse. Lungo le linee di produzione e durante la produzione vengono effettuati controlli sistematici per assicurare la massima qualità di ogni pezzo. Infine, si è organizzata la logistica atta ad esaurire gli ordini con precisione e tempestività.

Tutto ciò ha permesso a METRA Spa di ottenere la certificazione del sistema qualità aziendale in conformità alle norme UNI EN ISO 9002 rilasciata da BVQI (Bureau Veritas Quality International), uno fra i più prestigiosi enti di certificazione.



Metra Spa has set up and maintains a documented Quality System having as a model the regulation UNI EN ISO 9002 in order to ensure that the sold semifinished products of exclusively own production are always complying with the specified requirements.

The primary aim of all those who work in Metra is to produce packs of stator and rotor complying with the fixed standards and the requirements requested by the customers.

Metra's policy of Quality is based on the following basic principles:

- constant attention for the requirements of the products and the requirements of the customers in all the productive departments and in the internal services (commercial, purchase, etc.)
- constant commitment against inefficiencies, defects and waste
- participation and valorization of the human resource
- constant commitment in the technological renewal directed towards the improvement of the quality standards.

Very strict controls are carried out on all the material coming in.


New production technologies are prepared when necessary. As a matter of fact automation and computerization are the support for quality, safety and reliability of the product.


The productive process is planned in order to develop the production without waste in time and resources. Methodical controls are carried out along the production lines and during of the production so that the highest quality of every piece is guaranteed. Finally a logistic has been organized which allows to complete the orders with precision and timeliness.

All this has allowed METRA Spa to obtain the certification of the company quality system in compliance with the regulations UNI EN ISO 9002 issued by BVQI (Bureau Veritas Quality International), one of the most prestigious certification offices.

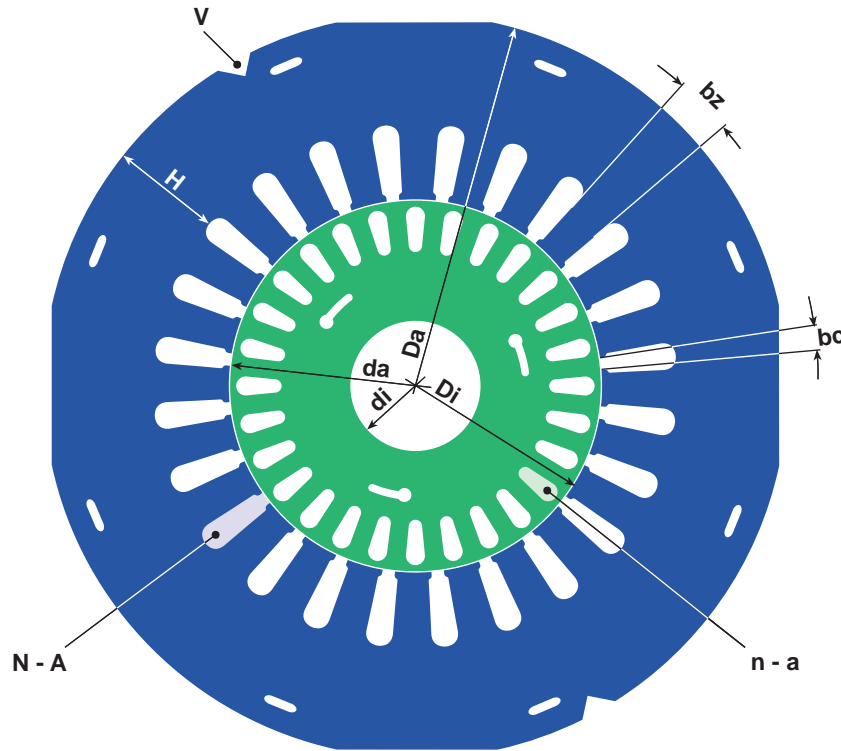


STATORI E ROTORI
STATORS AND ROTORS





Lamierino / Lamination



STATORE / STATOR

Da = Ø esterno mm / external diameter mm
Di = Ø interno mm / internal diameter mm
N = numero cave / number of slots
A = sezione cave mmq / slot section sq mm
bz = larghezza dente mm / tooth width mm
H = altezza corona mm / ring height mm
bc = apertura cave mm / slot opening mm
V = riferimento / mark

ROTORE / ROTOR

da = Ø esterno / external diameter mm
di = Ø interno mm / internal diameter mm
n = numero cave / number of slots
a = sezione cave mmq / slot section sq mm

	Da - da Ø Esterno mm External Ø mm.	Di - di Ø Interno mm. Internal Ø mm.	N - n Cave n° Slots n°	A - a Sez. cava mmq. Sect. slot mmq.	bz Largh. dente mm. Tooth width mm.	H Altezza corona mm. Ring height mm.	bc Apertura cava mm. Opening of slot mm.
STATORE/STATOR	110	55	24	44	4,5	16	2,2
ROTORE/ROTOR	55	17-19-22	28	16,15			

La gamma dei lamierini tranciati è presentata in ordine progressivo di diametro per facilitare la lettura, su ogni disegno vengono descritte le caratteristiche principali dello statore e del rotore. L'impaccaggio dei lamierini dello statore viene effettuato con aggiratura nelle apposite tacche a coda di rondine previste sulla corona dei lamierini ed in altre figure con il pressaimpacco.

Nei Vostri ordini Vi preghiamo di specificare, per quanto riguarda lo statore:

- 1) il codice riportato nel catalogo
- 2) tipo di materiale magnetico

per quanto riguarda il rotore specificare:

- 1) il codice riportato nel catalogo
- 2) foro asse
- 3) numero cave
- 4) tipo di pressofusione (Silumin o Alluminio)
- 5) inclinazione cave
- 6) altezza corona di cortocircuito

come indicato nelle nostre tabelle "CORONE ROTORI PRESSOFUSIONE" a pag. 33-34.

The laminations are arranged in progressive order of diameter so they are easier to read. The main stator and rotor specifications are described in each drawing. The sheets of the stator are strapped together in the dovetail notched on the outer rim of the sheets. Some types of sheets are joined via tongue junction.

Could you please specify the following details in your orders for the stator:

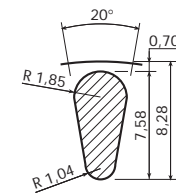
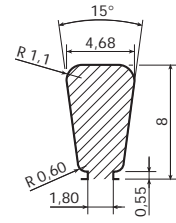

- 1) Code specified in the catalogue
- 2) type of magnetic material

and for the rotor:

- 1) Code specified in the catalogue
- 2) Internal axle diameter
- 3) Number of slots
- 4) Type of die-casting (silumin or aluminium)
- 5) Slot inclination
- 6) Height of short-circuit ring

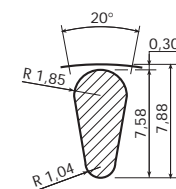
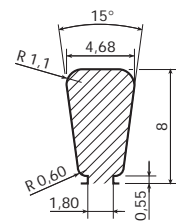

indicated in our "DIE-CASTING ROTORS RING" tables on page 33-34.

Lamierino / Lamination: **73.38.01**



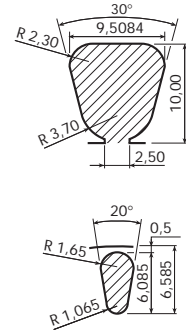

	Da - da Ø Esterno mm. External Ø mm.	Di - di Ø Interno mm. Internal Ø mm.	N - n Cave n° Slots n°	A - a Sez. cava mmq. Sect. slot mmq.	bz Largh. dente mm. Tooth width mm.	H Altezza corona mm. Ring height mm.	bc Apertura cava mm. Opening of slot mm.
STATORE/STATOR	73	38	24	29,1	2,1	9,5	1,8
ROTORE/ROTOR	38	8-10-12	18	20,9	2		

Lamierino / Lamination: **73.38.02** Traferro / Magnetic gap



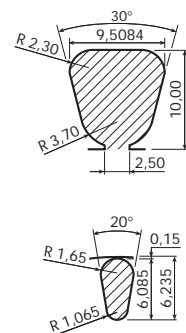

	Da - da Ø Esterno mm. External Ø mm.	Di - di Ø Interno mm. Internal Ø mm.	N - n Cave n° Slots n°	A - a Sez. cava mmq. Sect. slot mmq.	bz Largh. dente mm. Tooth width mm.	H Altezza corona mm. Ring height mm.	bc Apertura cava mm. Opening of slot mm.
STATORE/STATOR	73	38	24	29,1	2,1	9,5	1,8
ROTORE/ROTOR	37,2	8-10-12	18	20,9	2		

Lamierino / Lamination: **80.40.01**



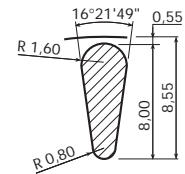
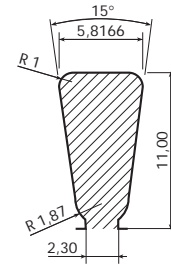

	Da - da Ø Esterno mm External Ø mm.	Di - di Ø Interno mm. Internal Ø mm.	N - n Cave n° Slots n°	A - a Sez. cava mmq. Sect. slot mmq.	bz Largh. dente mm. Tooth width mm.	H Altezza corona mm. Ring height mm.	bc Apertura cava mm. Opening of slot mm.
STATORE/STATOR	80	40	12	73,6	5	10	2,5
ROTORE/ROTOR	40	15-16-18	18	15,1	2,9		

Lamierino / Lamination: **80.40.02** Traferro / Magnetic gap



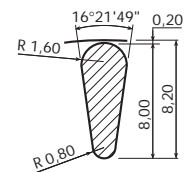
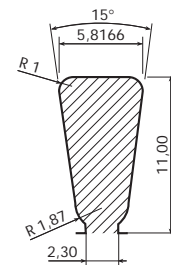

	Da - da Ø Esterno mm External Ø mm.	Di - di Ø Interno mm. Internal Ø mm.	N - n Cave n° Slots n°	A - a Sez. cava mmq. Sect. slot mmq.	bz Largh. dente mm. Tooth width mm.	H Altezza corona mm. Ring height mm.	bc Apertura cava mm. Opening of slot mm.
STATORE/STATOR	80	40	12	73,6	5	10	2,5
ROTORE/ROTOR	39,3	15-16-18	18	15,1	2,9		

Lamierino / Lamination: **80.45.01**



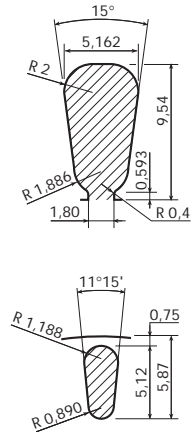

	Da - da Ø Esterno mm External Ø mm.	Di - di Ø Interno mm. Internal Ø mm.	N - n Cave n° Slots n°	A - a Sez. cava mmq. Sect. slot mmq.	bz Largh. dente mm. Tooth width mm.	H Altezza corona mm. Ring height mm.	bc Apertura cava mm. Opening of slot mm.
STATORE/STATOR	80	45	24	48,2	2,7	6,5	2,3
ROTORE/ROTOR	45	15-16-18	22	18,4	2,6		

Lamierino / Lamination: **80.45.02** Traferro / Magnetic gap



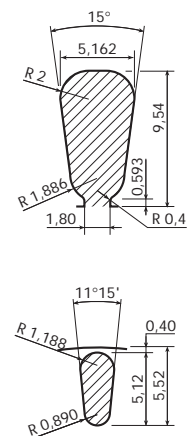

	Da - da Ø Esterno mm External Ø mm.	Di - di Ø Interno mm. Internal Ø mm.	N - n Cave n° Slots n°	A - a Sez. cava mmq. Sect. slot mmq.	bz Largh. dente mm. Tooth width mm.	H Altezza corona mm. Ring height mm.	bc Apertura cava mm. Opening of slot mm.
STATORE/STATOR	80	45	24	48,2	2,7	6,5	2,3
ROTORE/ROTOR	44,3	15-16-18	22	18,4	2,6		

Lamierino / Lamination: **90.47.01**



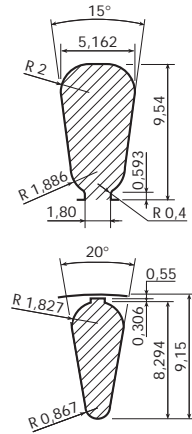

	Da - da Ø Esterno mm. External Ø mm.	Di - di Ø Interno mm. Internal Ø mm.	N - n Cave n° Slots n°	A - a Sez. cava mmq. Sect. slot mmq.	bz Largh. dente mm. Tooth width mm.	H Altezza corona mm. Ring height mm.	bc Apertura cava mm. Opening of slot mm.
STATORE/STATOR	90	47	24	39	2,95	12	1,8
ROTORE/ROTOR	47	12-15-16-17	32	10			

Lamierino / Lamination: **90.47.02** Traferro / Magnetic gap



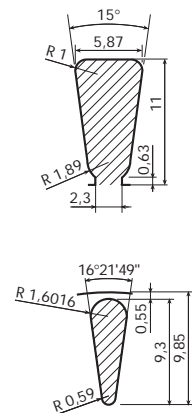

	Da - da Ø Esterno mm. External Ø mm.	Di - di Ø Interno mm. Internal Ø mm.	N - n Cave n° Slots n°	A - a Sez. cava mmq. Sect. slot mmq.	bz Largh. dente mm. Tooth width mm.	H Altezza corona mm. Ring height mm.	bc Apertura cava mm. Opening of slot mm.
STATORE/STATOR	90	47	24	39	2,95	12	1,8
ROTORE/ROTOR	46,3	12-15-16-17	32	10			

Lamierino / Lamination: **90.47.03** Traferro / Magnetic gap




	Da - da Ø Esterno mm External Ø mm.	Di - di Ø Interno mm. Internal Ø mm.	N - n Cave n° Slots n°	A - a Sez. cava mmq. Sect. slot mmq.	bz Largh. dente mm. Tooth width mm.	H Altezza corona mm. Ring height mm.	bc Apertura cava mm. Opening of slot mm.
STATORE/STATOR	90	47	24	39	2,95	12	1,8
ROTORE/ROTOR	47-46,3	12-15-16-17	18	21,3			


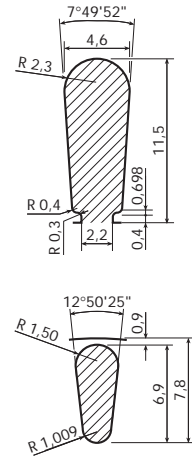
Lamierino / Lamination: **90.50.01**



	Da - da Ø Esterno mm External Ø mm.	Di - di Ø Interno mm. Internal Ø mm.	N - n Cave n° Slots n°	A - a Sez. cava mmq. Sect. slot mmq.	bz Largh. dente mm. Tooth width mm.	H Altezza corona mm. Ring height mm.	bc Apertura cava mm. Opening of slot mm.
STATORE/STATOR	90	50	24	50,5	3,3	9	2,3
ROTORE/ROTOR	50	15-18	22	20,5			


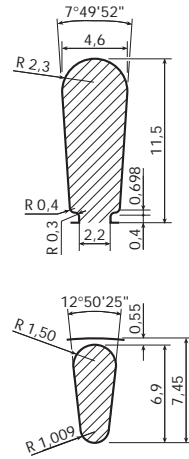


Lamierino / Lamination: **110.55.01**




	Da - da Ø Esterno mm External Ø mm.	Di - di Ø Interno mm. Internal Ø mm.	N - n Cave n° Slots n°	A - a Sez. cava mmq. Slot width mm.	bz Largh. dente mm. Tooth width mm.	H Altezza corona mm. Ring height mm.	bc Apertura cava mm. Opening of slot mm.
STATORE/STATOR	110	55	24	44	4,5	16	2,2
ROTORE/ROTOR	55	17-19-22	28	16,15			


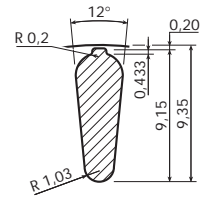
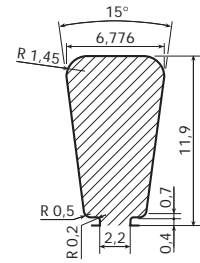
Lamierino / Lamination: **110.55.02** Traferro / Magnetic gap



	Da - da Ø Esterno mm External Ø mm.	Di - di Ø Interno mm. Internal Ø mm.	N - n Cave n° Slots n°	A - a Sez. cava mmq. Sect. slot mmq.	bz Largh. dente mm. Tooth width mm.	H Altezza corona mm. Ring height mm.	bc Apertura cava mm. Opening of slot mm.
STATORE/STATOR	110	55	24	44	4,5	16	2,2
ROTORE/ROTOR	54,3	17-19-22	28	16,15			


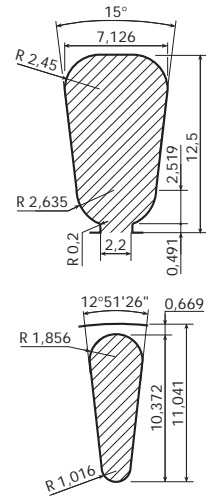


Lamierino / Lamination: **110.66.01**

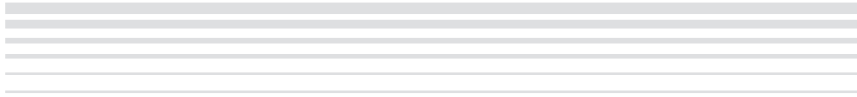


	Da - da Ø Esterno mm External Ø mm.	Di - di Ø Interno mm. Internal Ø mm.	N - n Cave n° Slots n°	A - a Sez. cava mmq. Sect. slot mmq.	bz Largh. dente mm. Tooth width mm.	H Altezza corona mm. Ring height mm.	bc Apertura cava mm. Opening of slot mm.
STATORE/STATOR	110	66	24	64	4,6	10,1	2,2
ROTORE/ROTOR	66	17-20-22	30	22,4			

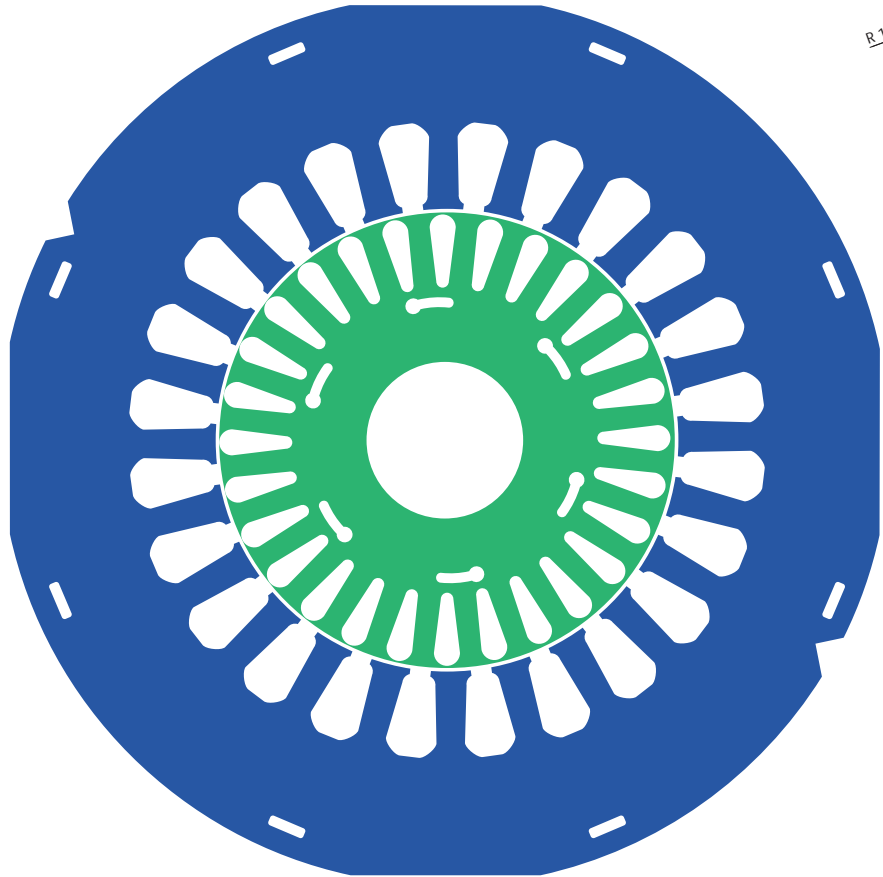
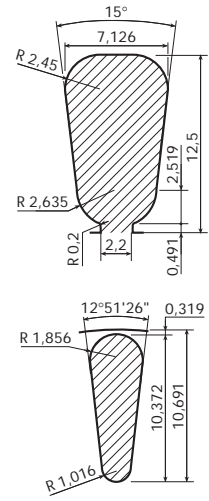
Lamierino / Lamination: **125.65.01**



	Da - da Ø Esterno mm External Ø mm.	Di - di Ø Interno mm. Internal Ø mm.	N - n Cave n° Slots n°	A - a Sez. cava mmq. Sect. slot mmq.	bz Largh. dente mm. Tooth width mm.	H Altezza corona mm. Ring height mm.	bc Apertura cava mm. Opening of slot mm.
STATORE/STATOR	125	65	24	71	4	17,5	2,2
ROTORE/ROTOR	65	20-22-25	28	28,6			


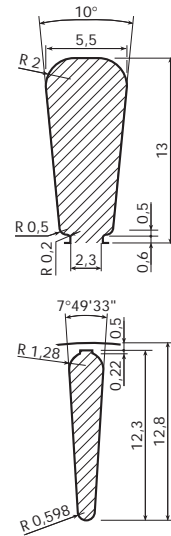


Lamierino / Lamination: **125.65.02** Traferro / Magnetic gap




	Da - da Ø Esterno mm External Ø mm.	Di - di Ø Interno mm. Internal Ø mm.	N - n Cave n° Slots n°	A - a Sez. cava mmq. Sect. slot mmq.	bz Largh. dente mm. Tooth width mm.	H Altezza corona mm. Ring height mm.	bc Apertura cava mm. Opening of slot mm.
STATORE/STATOR	125	65	24	71	4	17,5	2,2
ROTORE/ROTOR	64,3	20-22-25	28	28,6			


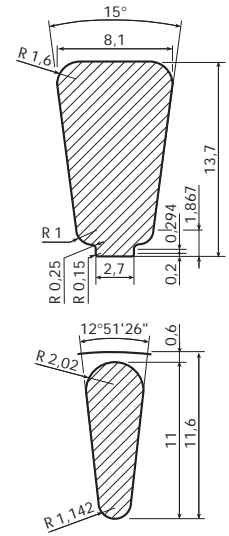
Lamierino / Lamination: **125.80.01**



	Da - da Ø Esterno mm External Ø mm.	Di - di Ø Interno mm. Internal Ø mm.	N - n Cave n° Slots n°	A - a Sez. cava mmq. Sect. slot mmq.	bz Largh. dente mm. Tooth width mm.	H Altezza corona mm. Ring height mm.	bc Apertura cava mm. Opening of slot mm.
STATORE/STATOR	125	80	36	57,85	3,4	9,5	2,3
ROTORE/ROTOR	80	20-22-25	46	22,2			


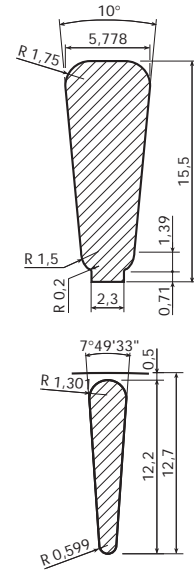


Lamierino / Lamination: **135.70.01**




	Da - da Ø Esterno mm. External Ø mm.	Di - di Ø Interno mm. Internal Ø mm.	N - n Cave n° Slots n°	A - a Sez. cava mmq. Sect. slot mmq.	bz Largh. dente mm. Tooth width mm.	H Altezza corona mm. Ring height mm.	bc Apertura cava mm. Opening of slot mm.
STATORE/STATOR	135	70	24	87	4,185	19	2,7
ROTORE/ROTOR	70	25-30	28	33			

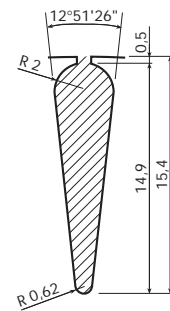
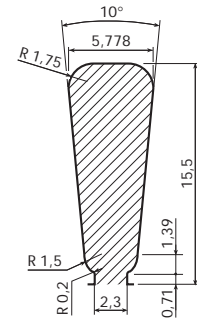

Lamierino / Lamination: **135.80.01**



	Da - da Ø Esterno mm. External Ø mm.	Di - di Ø Interno mm. Internal Ø mm.	N - n Cave n° Slots n°	A - a Sez. cava mmq. Sect. slot mmq.	bz Largh. dente mm. Tooth width mm.	H Altezza corona mm. Ring height mm.	bc Apertura cava mm. Opening of slot mm.
STATORE/STATOR	135	80	36	70,4	3,6	12,2	2,3
ROTORE/ROTOR	80	25-30	46	22,2			

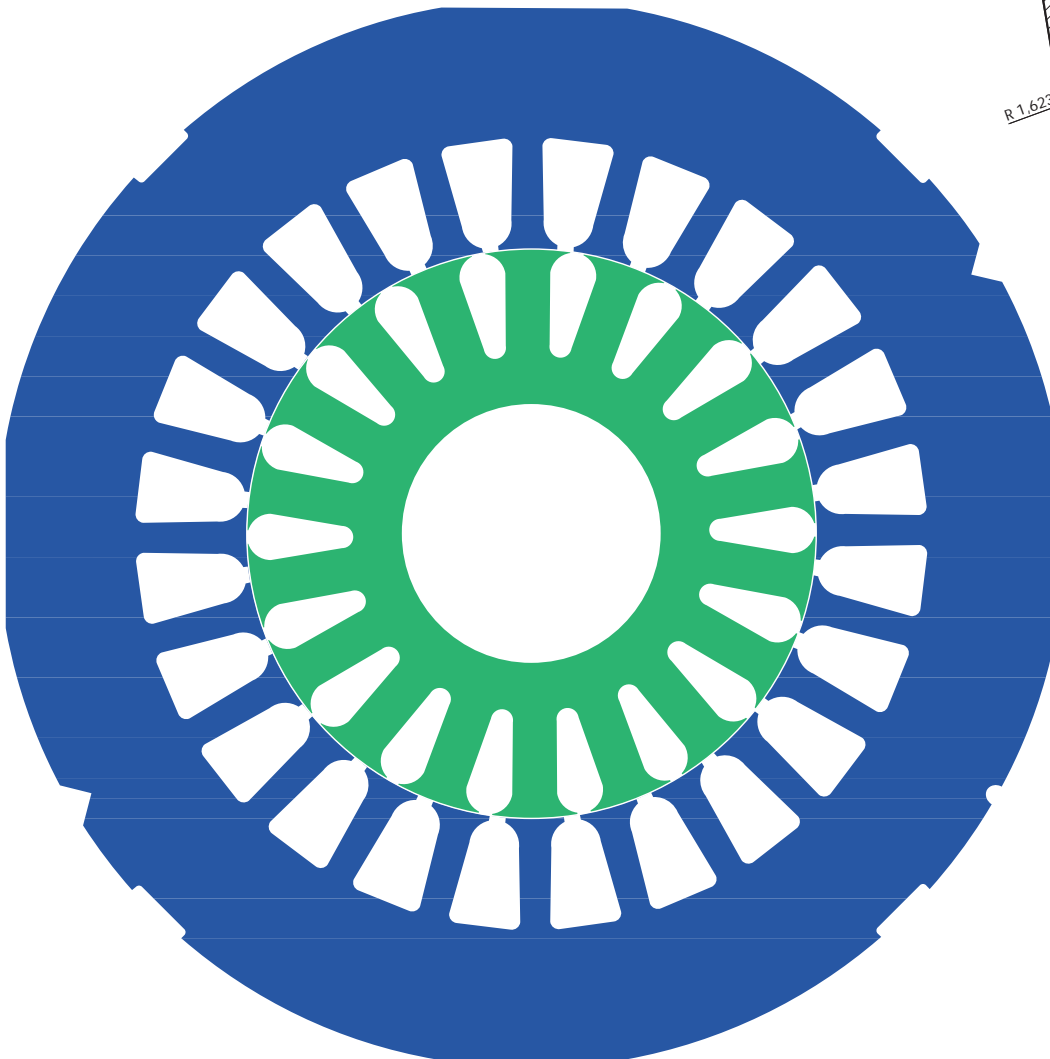
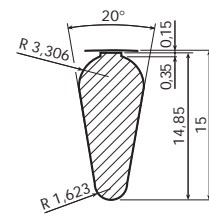
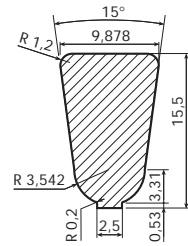


Lamierino / Lamination: **135.80.02**




	Da - da Ø Esterno mm. External Ø mm.	Di - di Ø Interno mm. Internal Ø mm.	N - n Cave n° Slots n°	A - a Sez. cava mmq. Sect. slot mmq.	bz Largh. dente mm. Tooth width mm.	H Altezza corona mm. Ring height mm.	bc Apertura cava mm. Opening of slot mm.
STATORE/STATOR	135	80	36	70,4	3,6	12,2	2,3
ROTORE/ROTOR	80	30	28	39			

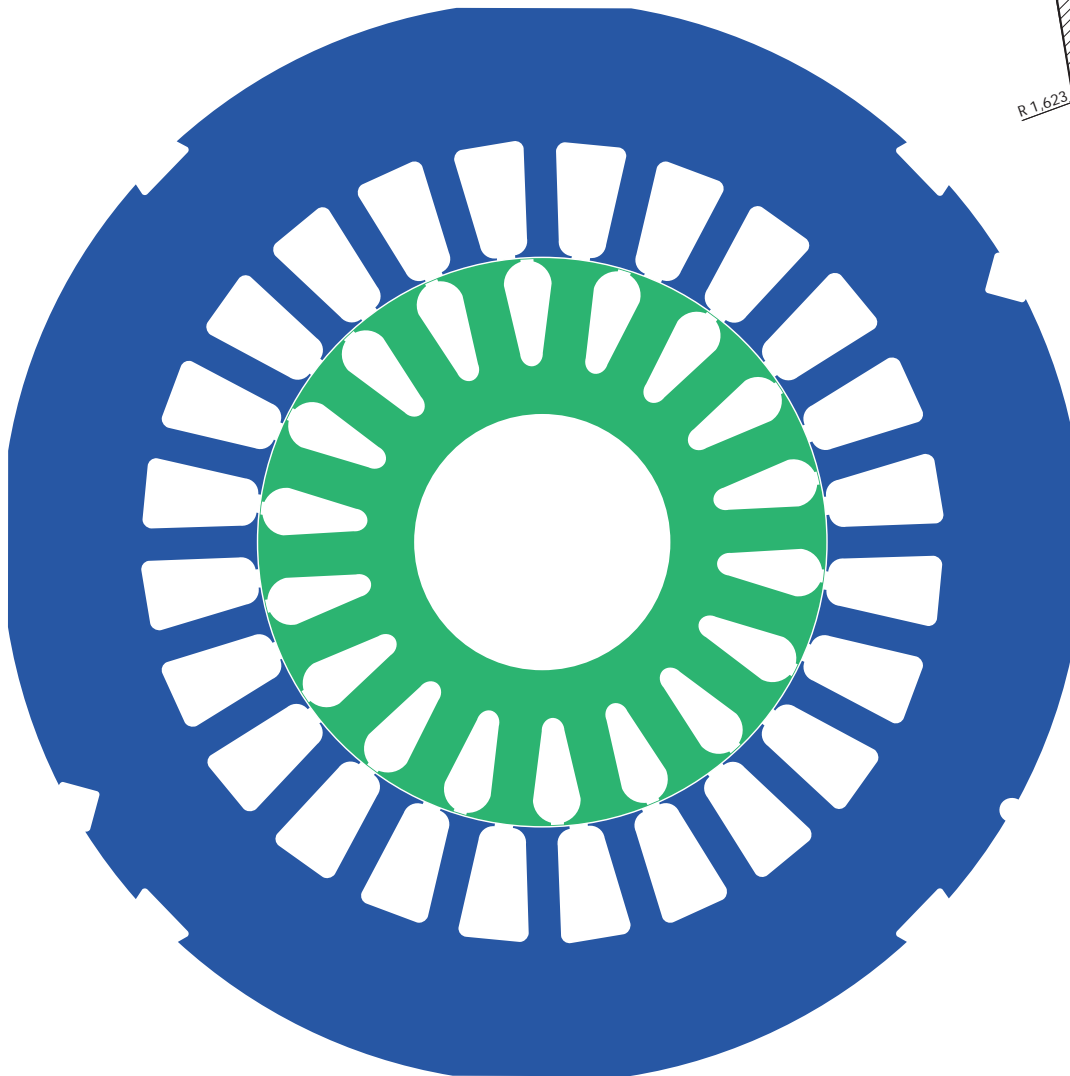
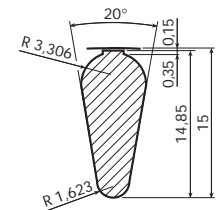
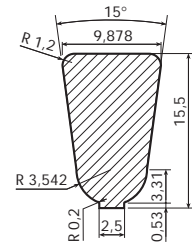
Lamierino / Lamination: **150.80.03**



	Da - da Ø Esterno mm. External Ø mm.	Di - di Ø Interno mm. Internal Ø mm.	N - n Cave n° Slots n°	A - a Sez. cava mmq. Sect. slot mmq.	bz Largh. dente mm. Tooth width mm.	H Altezza corona mm. Ring height mm.	bc Apertura cava mm. Opening of slot mm.
STATORE/STATOR	150	80	24	119,6	4,36	19,5	2,5
ROTORE/ROTOR	80	33-36	18	69,4			

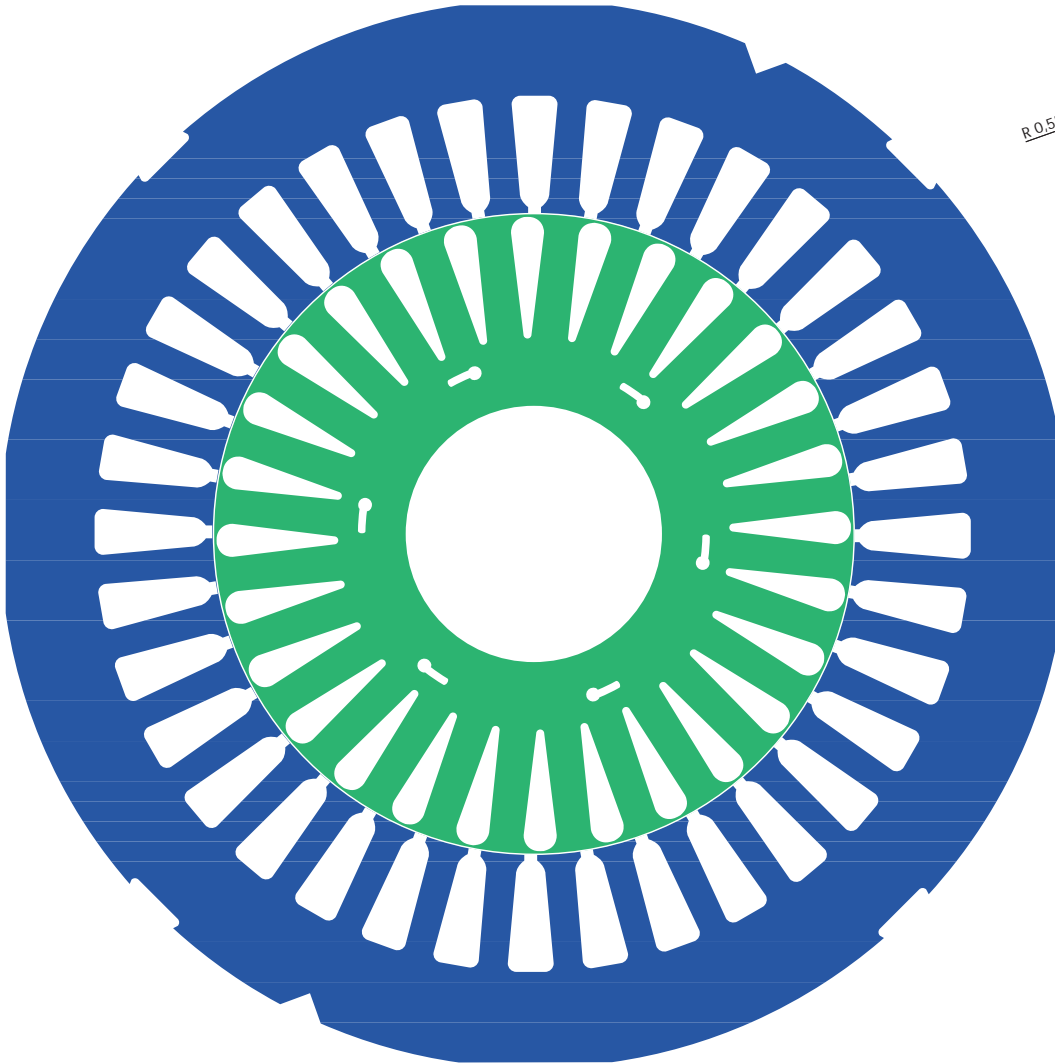
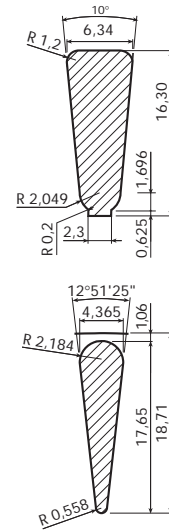


Lamierino / Lamination: **152.80.03**




	Da - da Ø Esterno mm External Ø mm.	Di - di Ø Interno mm. Internal Ø mm.	N - n Cave n° Slots n°	A - a Sez. cava mmq. Slot width mm.	bz Largh. dente mm. Tooth width mm.	H Altezza corona mm. Ring height mm.	bc Apertura cava mm. Opening of slot mm.
STATORE/STATOR	152	80	24	119,6	4,36	20,5	2,5
ROTORE/ROTOR	80	33-36	18	69,4			

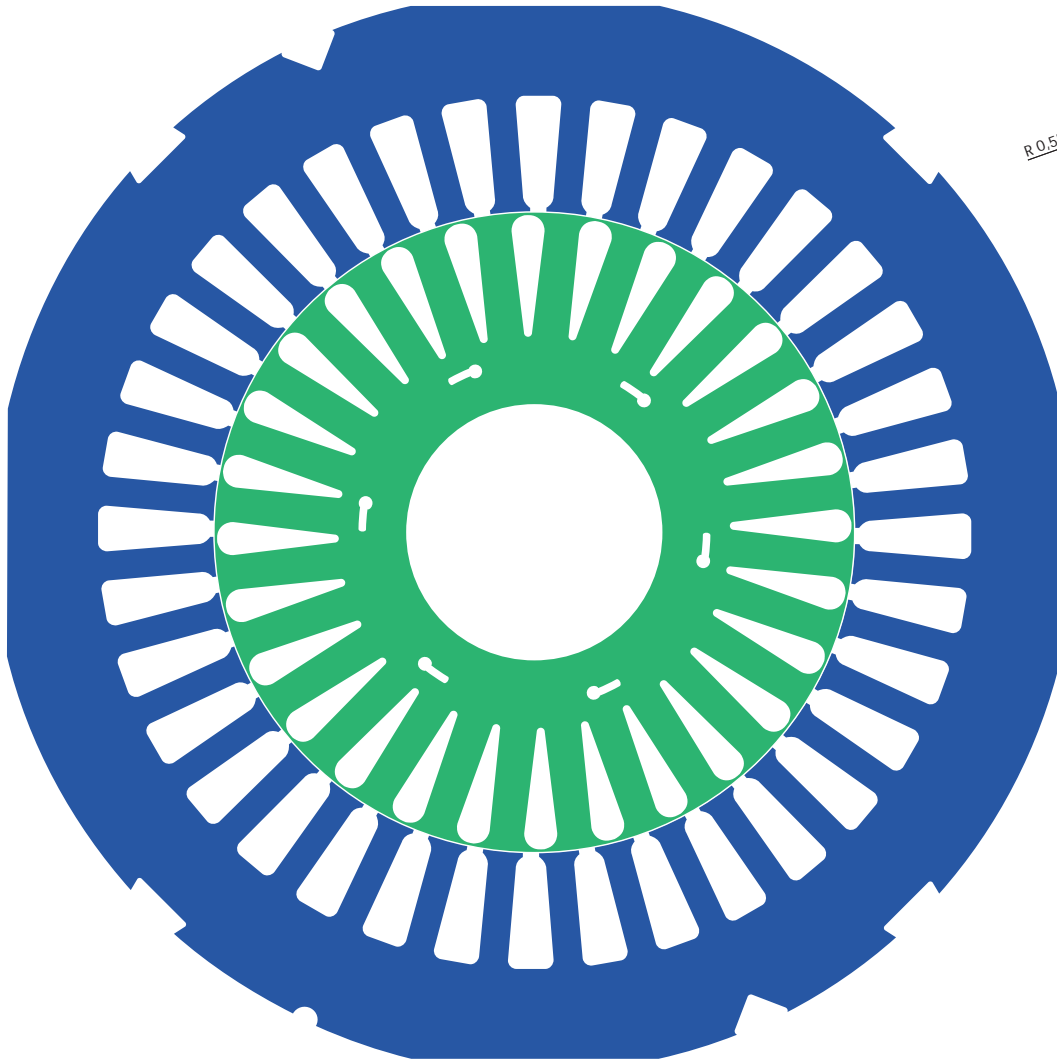
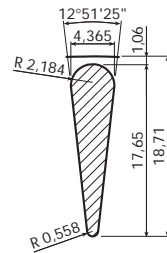
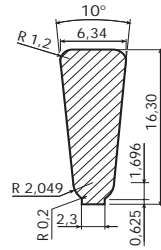
Lamierino / Lamination: **150.90.01**



	Da - da Ø Esterno mm. External Ø mm.	Di - di Ø Interno mm. Internal Ø mm.	N - n Cave n° Slots n°	A - a Sez. cava mmq. Sect. slot mmq.	bz Largh. dente mm. Tooth width mm.	H Altezza corona mm. Ring height mm.	bc Apertura cava mm. Opening of slot mm.
STATORE/STATOR	150	90	36	80,1	4,15	13,7	2,3
ROTORE/ROTOR	90	33-36	28	47,5			

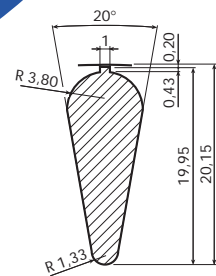
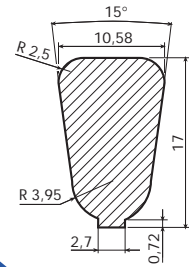
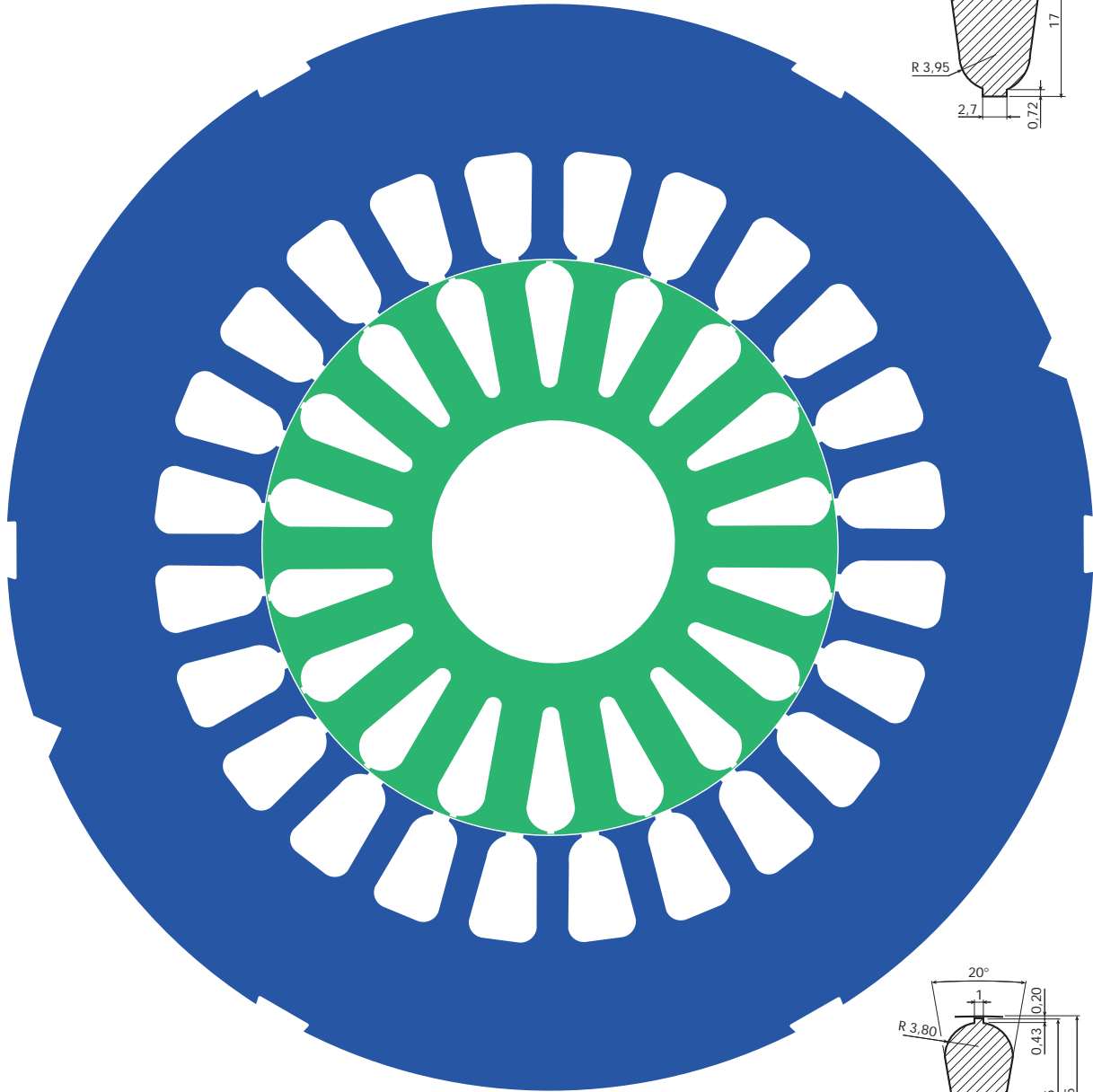


Lamierino / Lamination: **152.90.01**

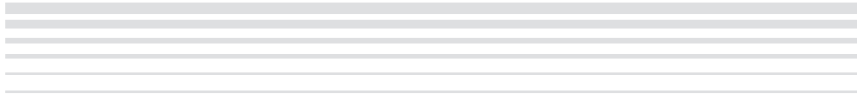


	Da - da Ø Esterno mm External Ø mm.	Di - di Ø Interno mm. Internal Ø mm.	N - n Cave n° Slots n°	A - a Sez. cava mmq. Sect. slot mmq.	bz Largh. dente mm. Tooth width mm.	H Altezza corona mm. Ring height mm.	bc Apertura cava mm. Opening of slot mm.
STATORE/STATOR	152	90	36	80,1	4,15	14,7	2,3
ROTORE/ROTOR	90	33-36	28	47,5			

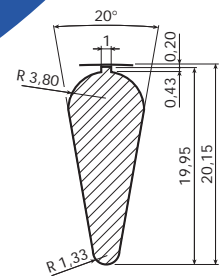
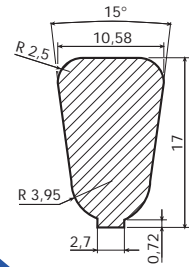
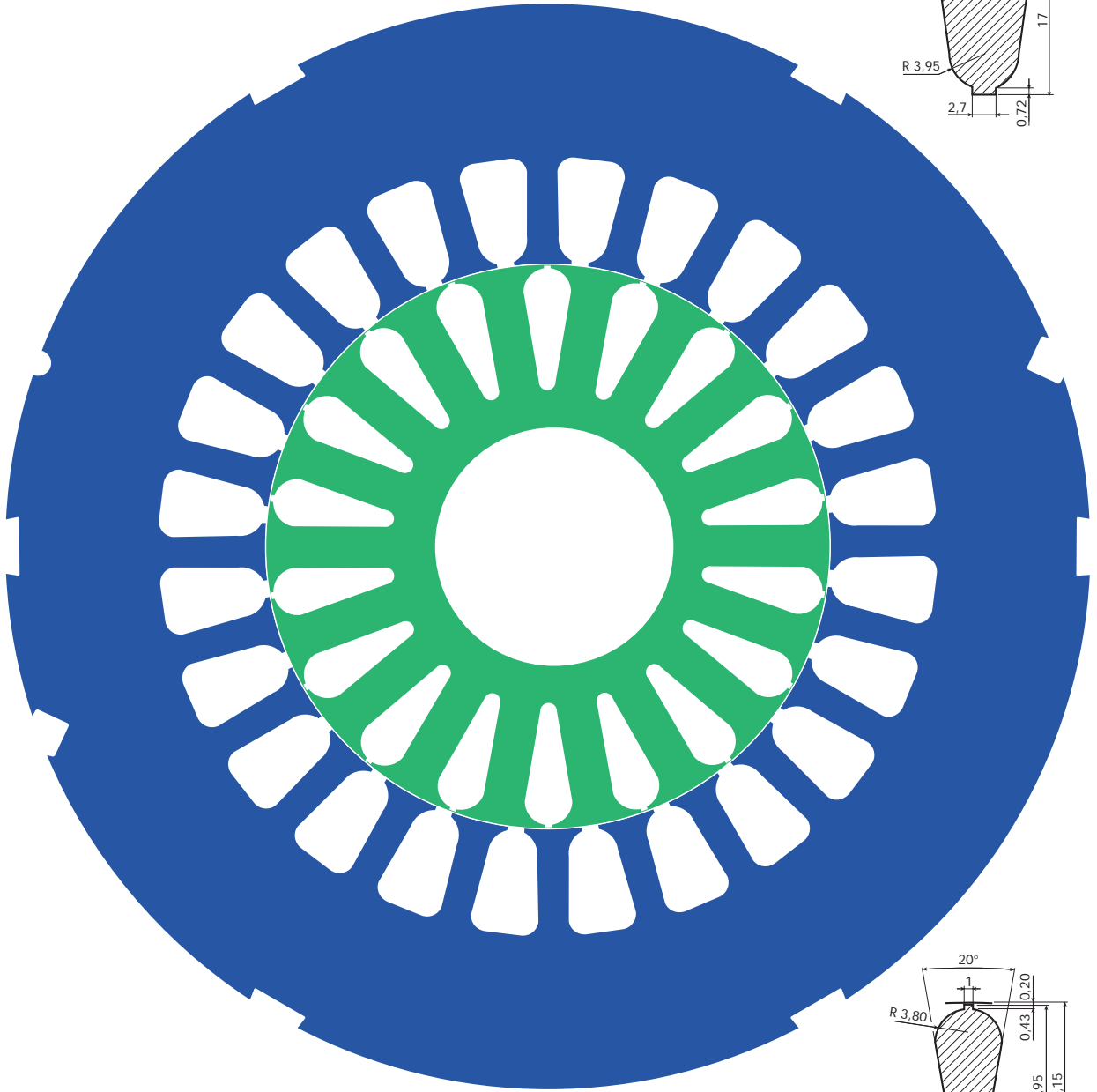
Lamierino / Lamination: **170.90.01**



	Da - da Ø Esterno mm. External Ø mm.	Di - di Ø Interno mm. Internal Ø mm.	N - n Cave n° Slots n°	A - a Sez. cava mmq. Sect. slot mmq.	bz Largh. dente mm. Tooth width mm.	H Altezza corona mm. Ring height mm.	bc Apertura cava mm. Opening of slot mm.
STATORE/STATOR	170	90	24	142	5	23	2,7
ROTORE/ROTOR	90	32-38	18	100	6,5		

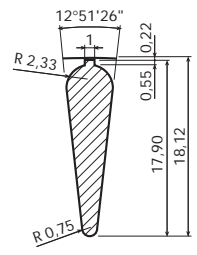
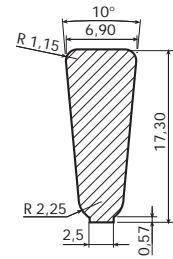
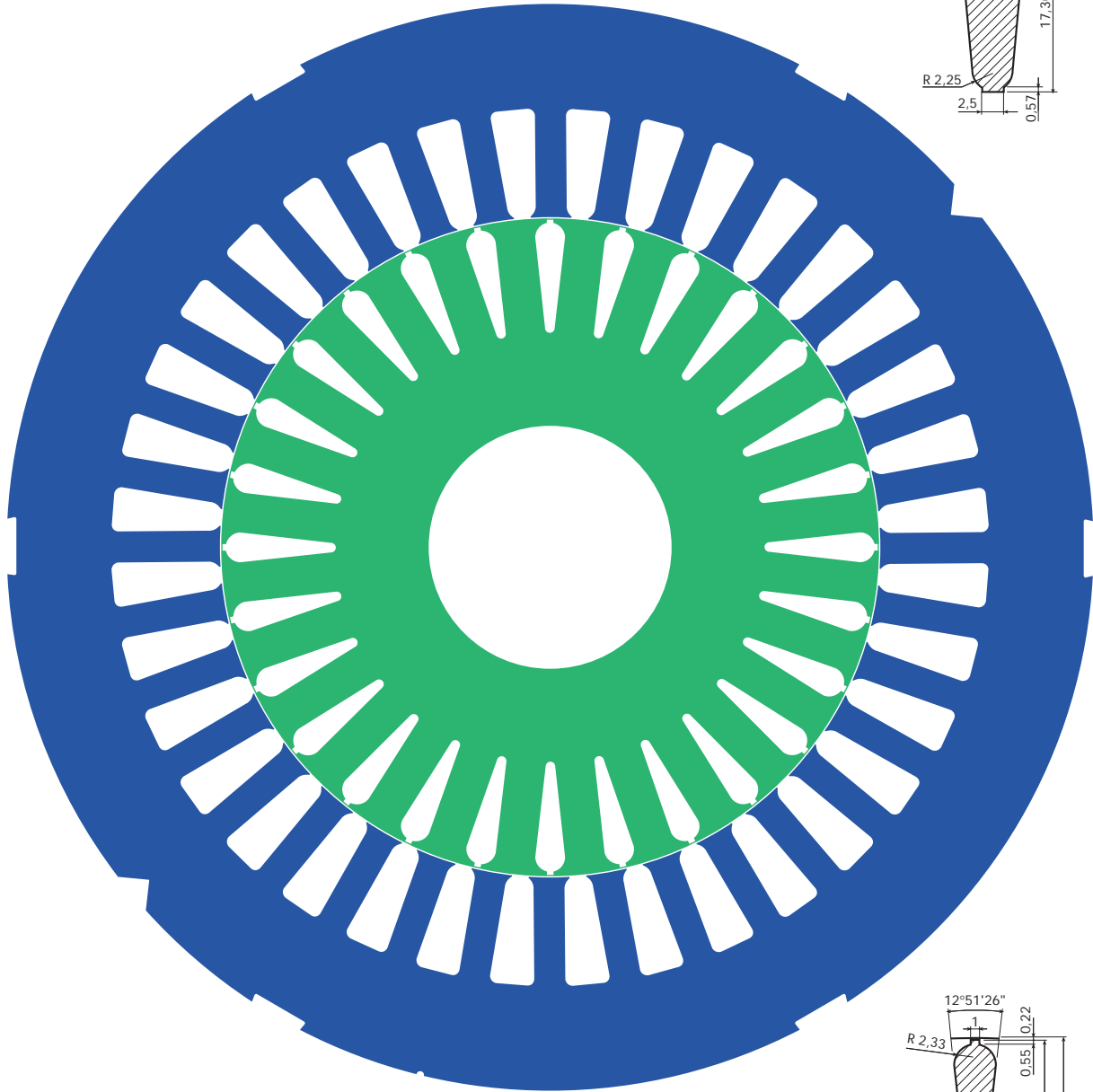


Lamierino / Lamination: **173.90.01**




	Da - da Ø Esterno mm External Ø mm.	Di - di Ø Interno mm. Internal Ø mm.	N - n Cave n° Slots n°	A - a Sez. cava mmq. Sect. slot mmq.	bz Largh. dente mm. Tooth width mm.	H Altezza corona mm. Ring height mm.	bc Apertura cava mm. Opening of slot mm.
STATORE/STATOR	173	90	24	142	5	24,5	2,7
ROTORE/ROTOR	90	32-38	18	100	6,5		

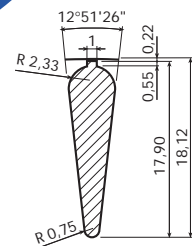
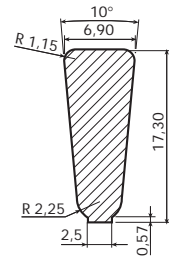
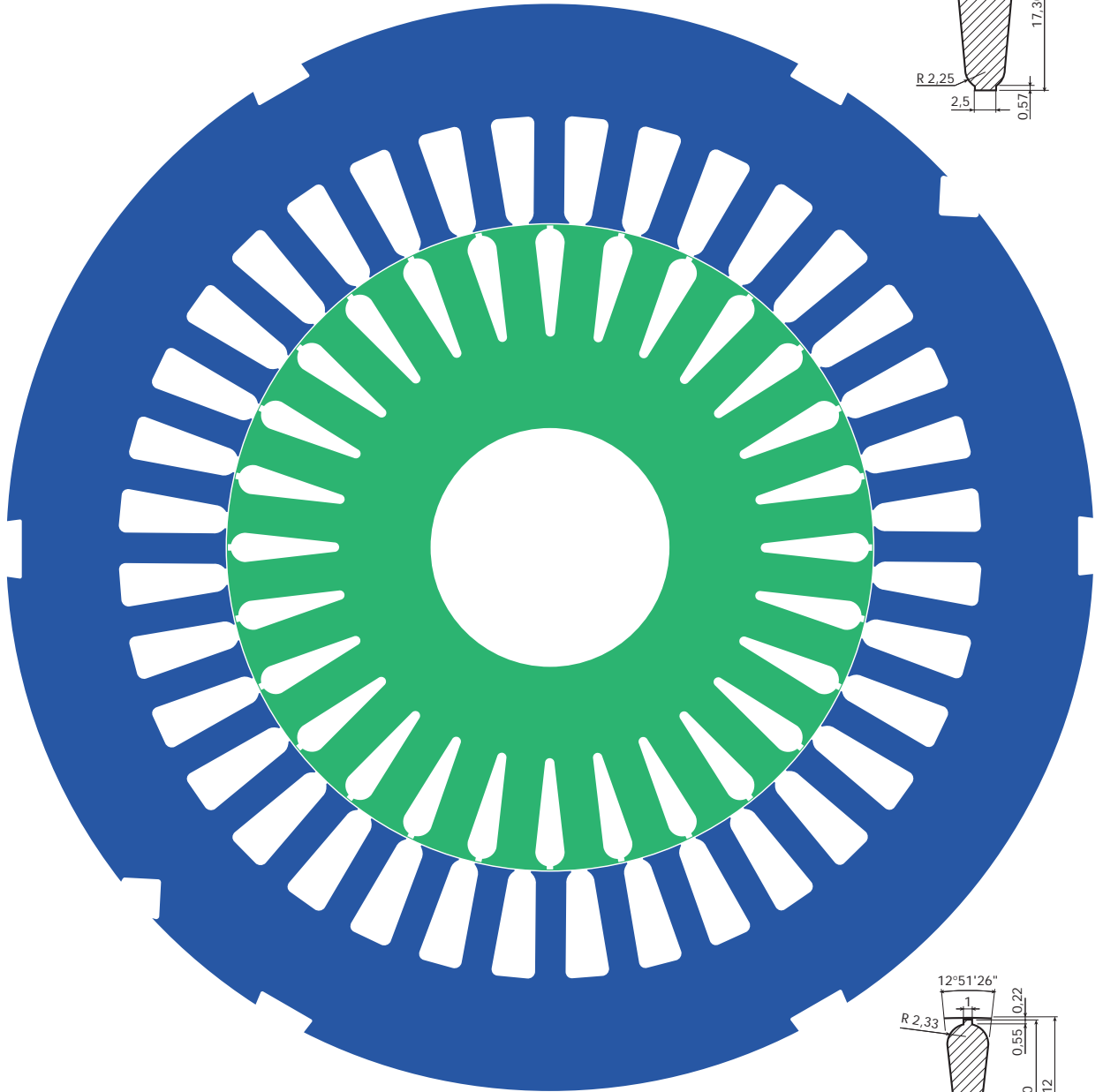
Lamierino / Lamination: **170.103.01**



	Da - da Ø Esterno mm. External Ø mm.	Di - di Ø Interno mm. Internal Ø mm.	N - n Cave n° Slots n°	A - a Sez. cava mmq. Sect. slot mmq.	bz Largh. dente mm. Tooth width mm.	H Altezza corona mm. Ring height mm.	bc Apertura cava mm. Opening of slot mm.
STATORE/STATOR	170	103	36	93,7	4,9	16	2,5
ROTORE/ROTOR	103	32-38	28	53,5	6,2		



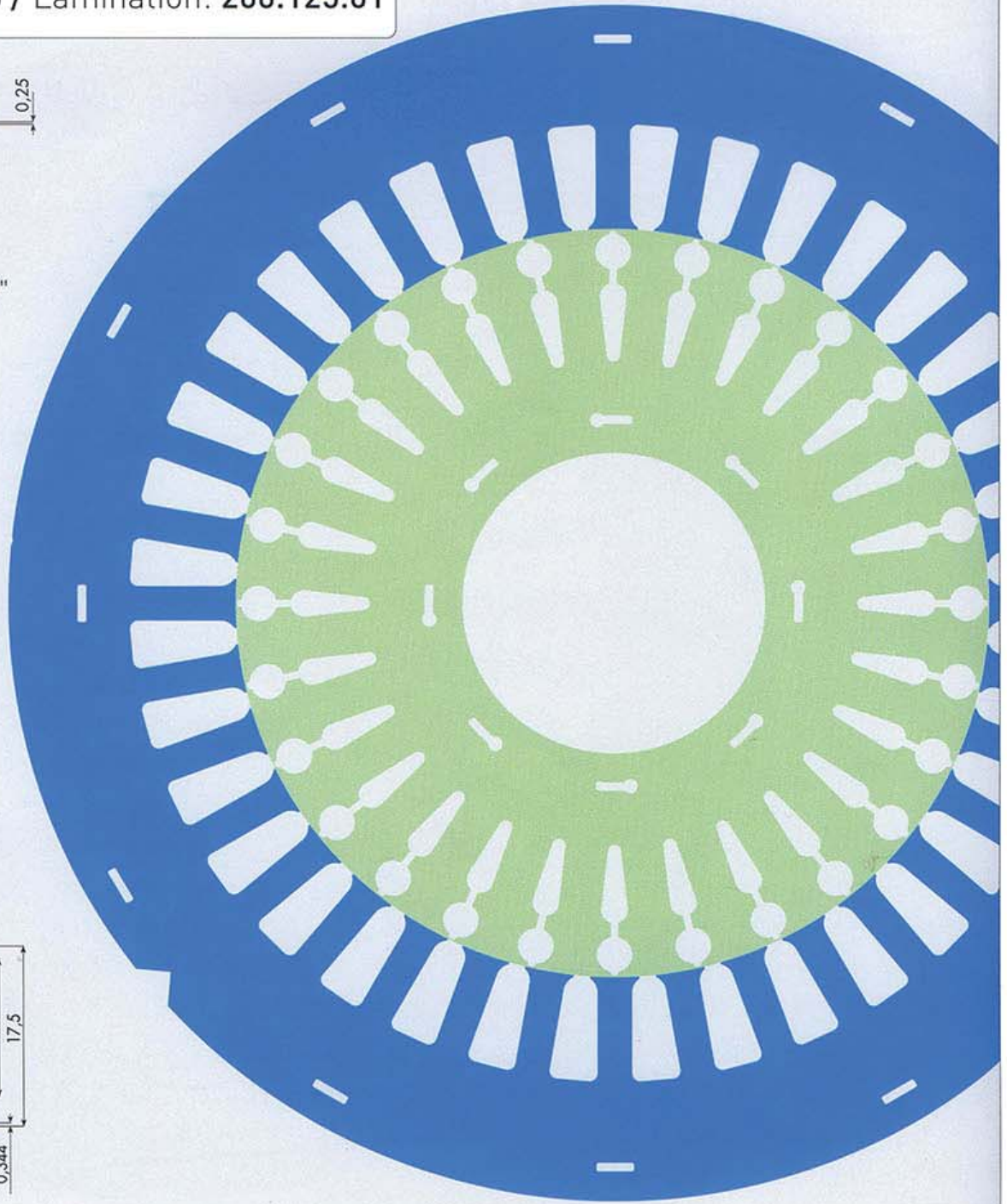
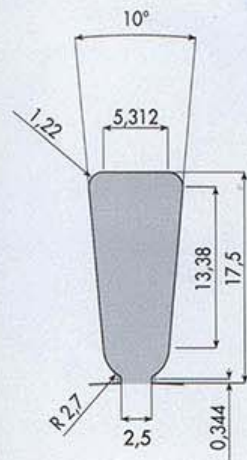
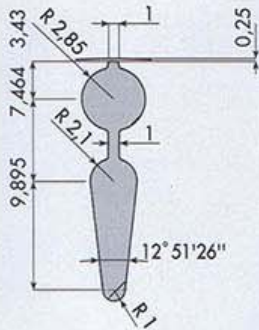
Lamierino / Lamination: **173.103.01**



	Da - da Ø Esterno mm. External Ø mm.	Di - di Ø Interno mm. Internal Ø mm.	N - n Cave n° Slots n°	A - a Sez. cava mmq. Slot width mm.	bz Largh. dente mm. Tooth width mm.	H Altezza corona mm. Ring height mm.	bc Apertura cava mm. Opening of slot mm.
STATORE/STATOR	173	103	36	93,7	4,9	17,5	2,5
ROTORE/ROTOR	103	32-38	28	53,5	6,2		

Grandezza / size: 132 4 poli / poles

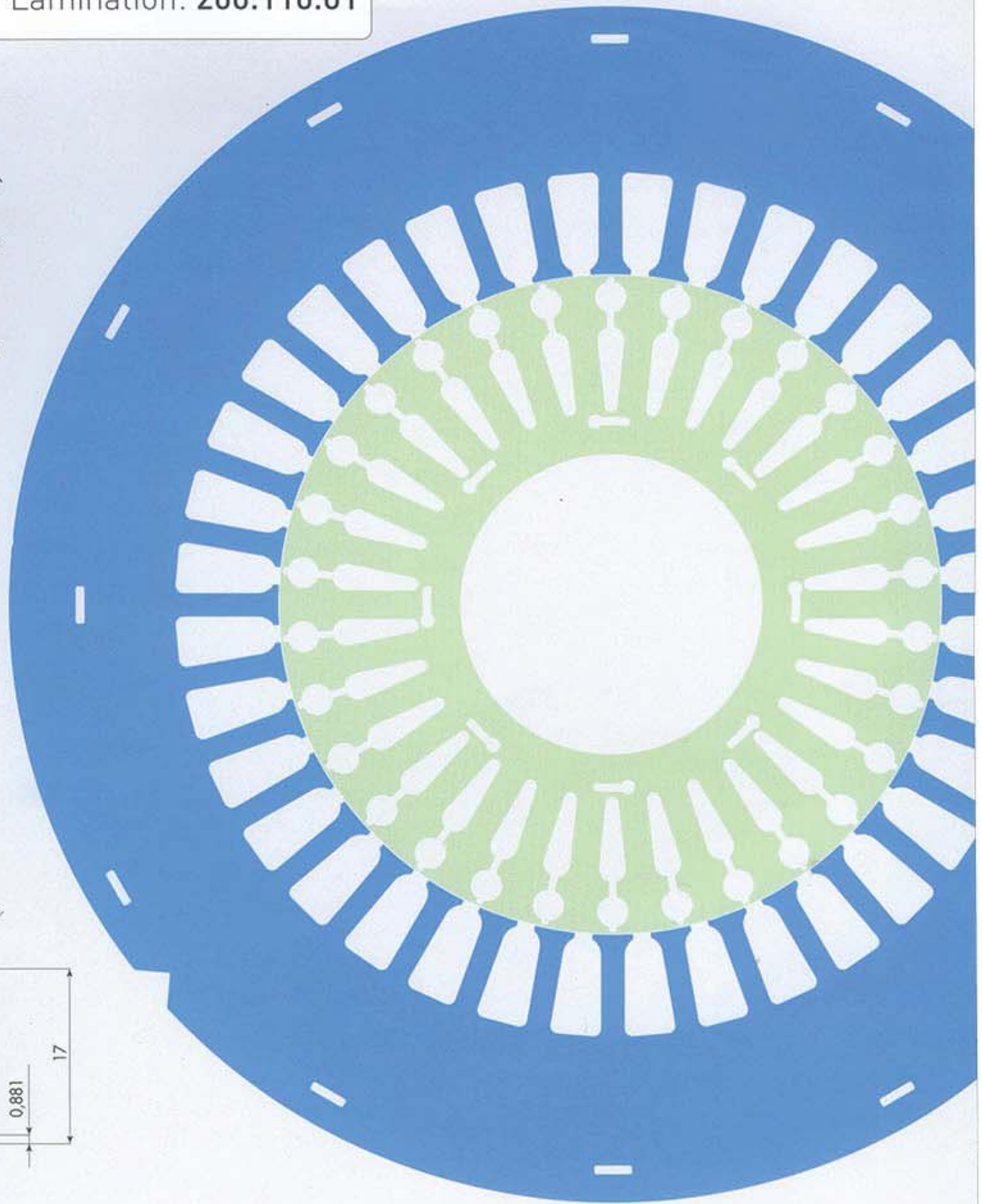
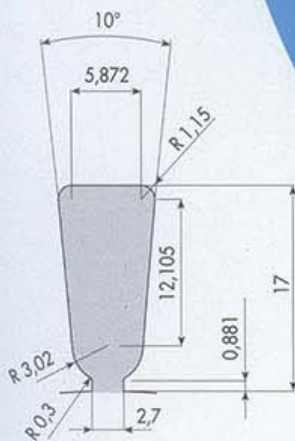
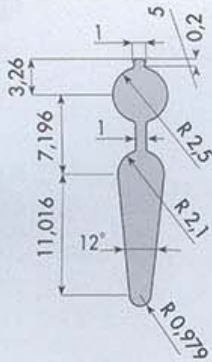
Lamierino / Lamination: 200.125.01



	De - de σ Esterno mm External σ mm	Di - di σ Interno mm Internal σ mm	N - n Cave n° Slots n°	A - a Sez. cava mmq Sect. slot mmq	bz Largh. dente mm Tooth width mm	H Altez. corona mm Ring height mm	bc Apertura cava mm Opening of slot mm
STATORE/STATOR	200	125	36	109,22	6	20	2,5
ROTORE/ROTOR	125	42-44-50	28	67,9			

Grandezza / size: 132 2 poli / poles

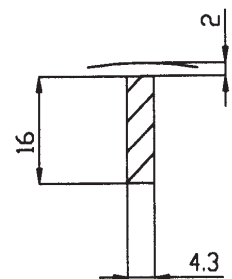
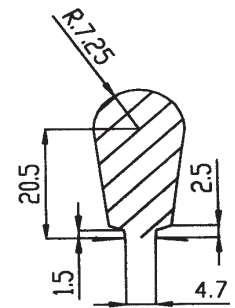
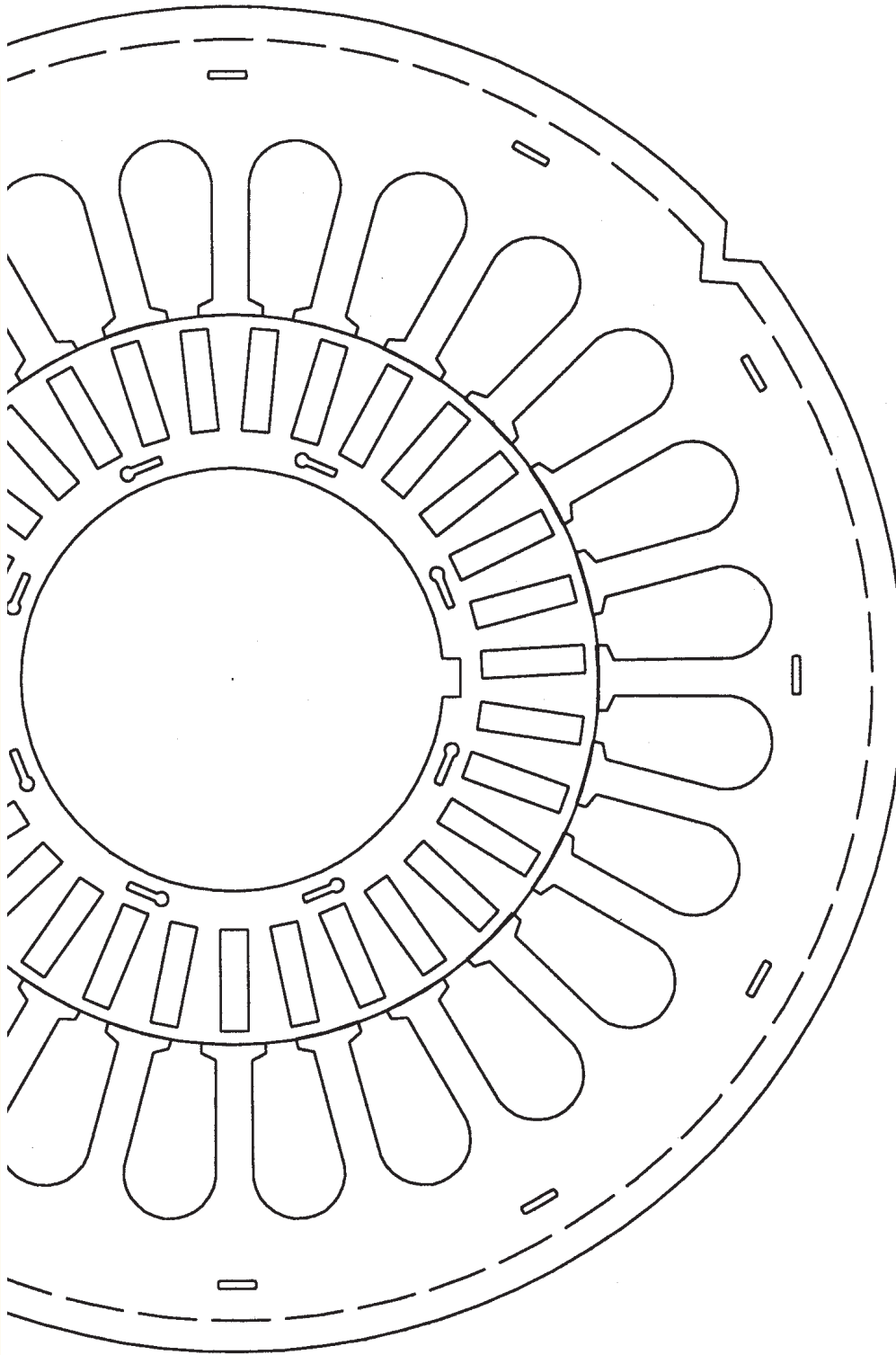
Lamierino / Lamination: 200.110.01



	De - de ø Esterno mm External ø mm	Di - di ø Interno mm Internal ø mm	N - n Cave n° Slots n°	A - a Sez. cava mmq Sect. slot mmq	bz Largh. dente mm Tooth width mm	H Altez. corona mm Ring height mm	bc Apertura cava mm Opening of slot mm
STATORE/STATOR	200	110	36	111,63	4,2	28	2,7
ROTORE/ROTOR	110	42-44-50	30	66,1			



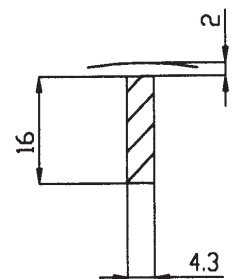
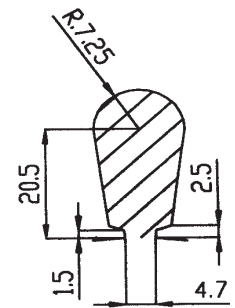
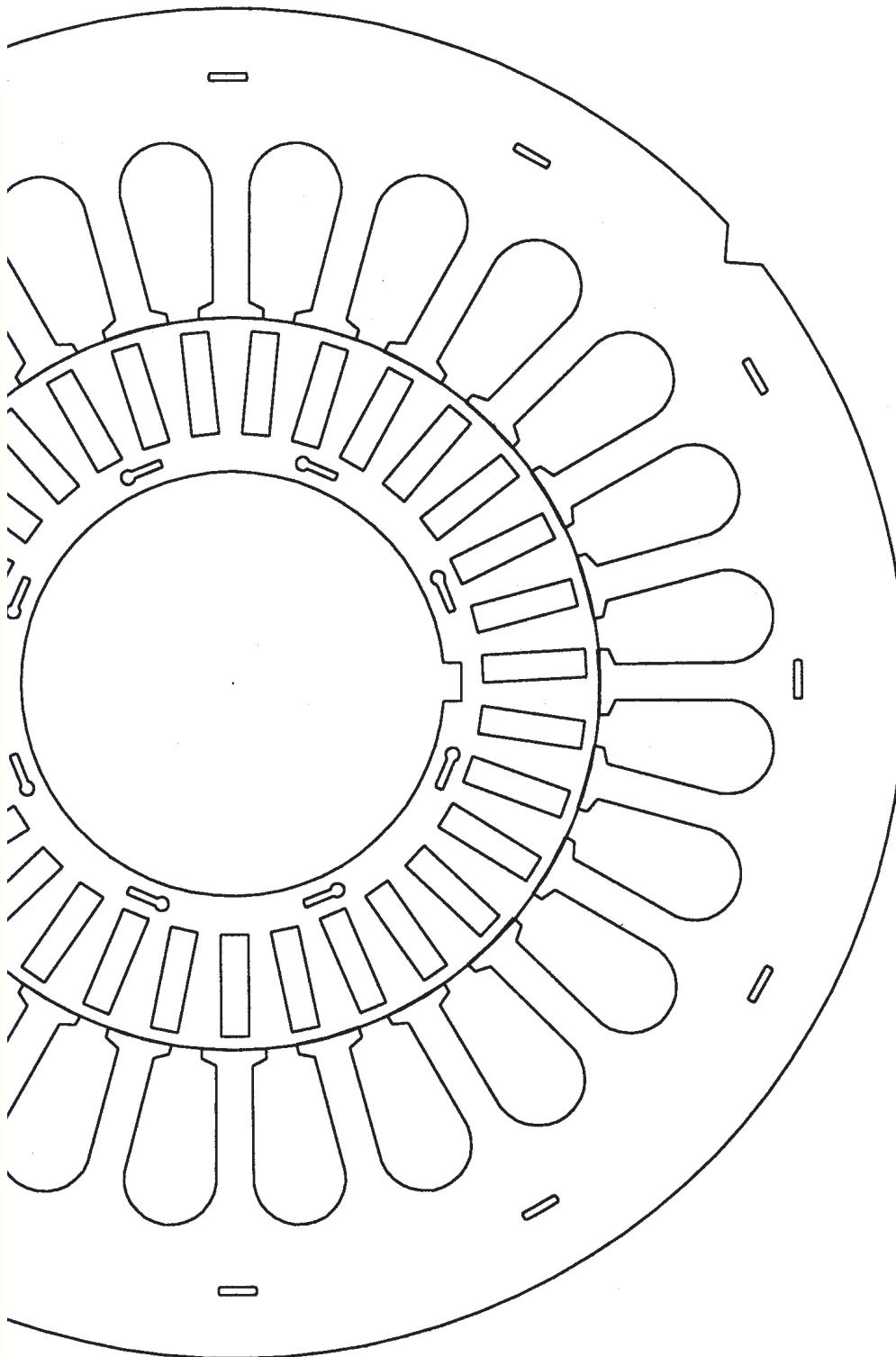
Lamierino / Lamination: **210.114.01**



	Da - da ∅ Esterno mm External ∅ mm.	Di - di ∅ Interno mm. Internal ∅ mm.	N - n Cave n° Slots n°	A - a Sez. cava mmq. Sect. slot mmq.	bz Largh. dente mm. Tooth width mm.	H Altezza corona mm. Ring height mm.	bc Apertura cava mm. Opening of slot mm.
STATORE/STATOR	210	114	24	321,5	5,8	20,25	4,7
ROTORE/ROTOR	114	66	31	68,8			



Lamierino / Lamination: **210.114.01**

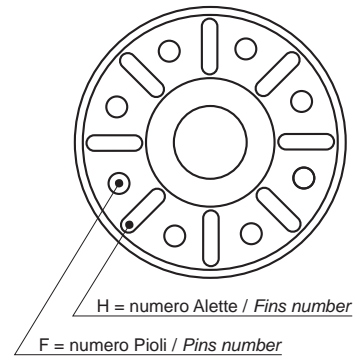
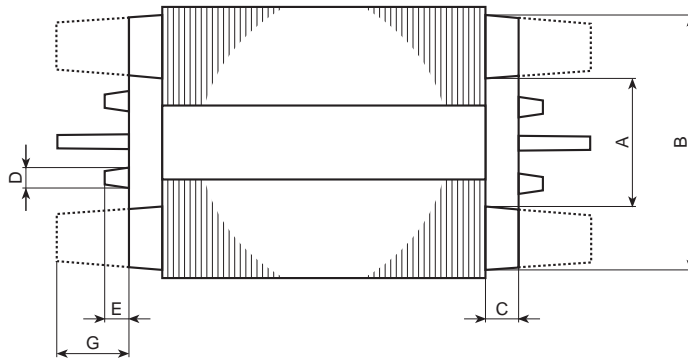


	Da - da ∅ Esterno mm External ∅ mm.	Di - di ∅ Interno mm. Internal ∅ mm.	N - n Cave n° Slots n°	A - a Sez. cava mmq. Sect. slot mmq.	bz Largh. dente mm. Tooth width mm.	H Altezza corona mm. Ring height mm.	bc Apertura cava mm. Opening of slot mm.
STATORE/STATOR	210	114	24	321,5	5,8	20,25	4,7
ROTORE/ROTOR	114	66	31	68,8			

ROTORI PRESSOFUSI
DIE-CASTING ROTORS

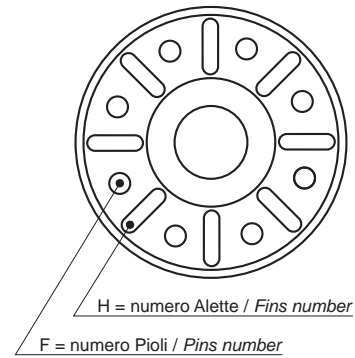
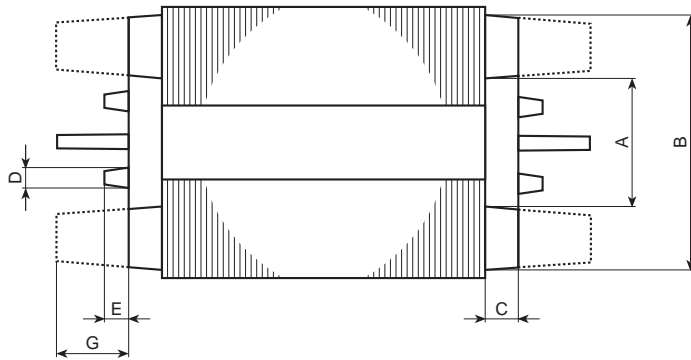


CORONE ROTORI PRESSOFUSIONE / DIE CASTING ROTORS RING




Codice Statore Stator Code	∅ Rotore ∅ Rotor	∅ Foro Asse ∅ Axle Hole	n° Cave Slots n°	A	B	C	D	E	F	G	H	Sezione mmq Section mmq	Codice Corona Ring Code
73-38-01	38	8-10-12	18	23,1	35,1	2,33						14	D020
73-38-01	38	8-10-12	18	23,1	35,1	7						42	D021
73-38-02	37,2	8-10-12	18	23,1	35,1	2,33						14	D020
73-38-02	37,2	8-10-12	18	23,1	35,1	7						42	D021
80-40-01	40	15-16-18	18	23,3	37,3	3						21	D022
80-40-01	40	15-16-18	18	23,3	37,3	8						56	D023
80-40-02	39,3	15-16-18	18	23,3	37,3	3						21	D022
80-40-02	39,3	15-16-18	18	23,3	37,3	8						56	D023
80-45-01	45	15-16-18	22	26,3	42,3	3,3						26,4	D024
80-45-01	45	15-16-18	22	27,3	42,3	8						60	D025
80-45-02	44,3	15-16-18	22	26,3	42,3	3,3						26,4	D024
80-45-02	44,3	15-16-18	22	27,3	42,3	8						60	D025
90-47-01	47	12-15-16-17	32	26,3	44,3	4						36	D026
90-47-01	47	12-15-16-17	32	26,3	44,3	6,8						61,2	D027
90-47-02	46,3	12-15-16-17	32	26,3	44,3	4						36	D026
90-47-02	46,3	12-15-16-17	32	26,3	44,3	6,8						61,2	D027
90-47-03	47	12-15-16-17	18	26,3	44,3	4						36	D026
90-47-03	47	12-15-16-17	18	26,3	44,3	6,8						61,2	D027
90-47-03	46,3	12-15-16-17	18	26,3	44,3	4						36	D026
90-47-03	46,3	12-15-16-17	18	26,3	44,3	6,8						61,2	D027
90-50-01	50	15-18	22	30	47	2,5						21,2	D028
90-50-01	50	15-18	22	27,5	47,3	7,5	4,4	9	4	9,5	4	74,2	D029
110-55-01	55	17-19-22	28	32,3	52,3	4						40	D030
110-55-01	55	17-19-22	28	30,3	52,3	5,8						63,8	D031
110-55-01	55	17-19-22	28	30,3	52,3	7,6						83,6	D032
110-55-01	55	17-19-22	28	29,3	52,3	10	4,4	6	8			115	D033
110-55-02	54,3	17-19-22	28	32,3	52,3	4						40	D030
110-55-02	54,3	17-19-22	28	30,3	52,3	5,8						63,8	D031
110-55-02	54,3	17-19-22	28	30,3	52,3	7,6						83,6	D032
110-55-02	54,3	17-19-22	28	29,3	52,3	10	4,4	6	8			115	D033
110-66-01	66	17-20-22	30	43	63	4						40	D034
110-66-01	66	17-20-22	30	35	63	8						112	D035
110-66-01	66	17-20-22	30	43	63	4	5,4	6	8			40	D036

CORONE ROTORI PRESSOFUSIONE / DIE CASTING ROTORS RING



Codice Statore Stator Code	∅ Rotore ∅ Rotor	∅ Foro Asse ∅ Axle Hole	n° Cave Slots n°	A	B	C	D	E	F	G	H	Sezione mmq Section mmq	Codice Corona Ring Code
110-66-01	66	17-20-22	30	35	63	8	5,4	6	8			112	D037
125-65-01	65	20-22-25	28	36,1	61,7	4	5,4	6	8			51,2	D038
125-65-01	65	20-22-25	28	33,3	61,7	7						99,4	D039
125-65-02	64,3	20-22-25	28	33,3	61,7	7						99,4	D039
125-80-01	80	20-22-25	46	56	77	4,2						44,1	D040
125-80-01	80	20-22-25	46	53	77	10,5	5,4	6	8			126	D041
135-70-01	70	25-30	28	45	67	5,5						60,5	D042
135-70-01	70	25-30	28	45	67	11	5,4	6	6			121	D043
135-70-01	70	25-30	28	45	67	16	5,4	6	6			176	D044
135-80-01	80	25-30	46	56	77	4,2						44,1	D040
135-80-01	80	25-30	46	53	77	10,5	5,4	6	8			126	D041
135-80-01	80	25-30	46	48	78	15	5,4	11	4	12	8	225	D045
135-80-02	80	30	28	56	77	4,2						44,1	D040
135-80-02	80	30	28	53	77	10,5	5,4	6	8			126	D041
135-80-02	80	30	28	48	78	15	5,4	11	4	12	8	225	D045
150-80-03	80	33-36	18	56	77	4,2						44,1	D040
150-80-03	80	33-36	18	53	77	10,5	5,4	6	8			126	D041
150-80-03	80	33-36	18	48	78	15	5,4	11	4	12	8	225	D045
152-80-02	80	33-36	18	56	77	4,2						44,1	D040
152-80-03	80	33-36	18	53	77	10,5	5,4	6	8			126	D041
152-80-03	80	33-36	18	48	78	15	5,4	11	4	12	8	225	D045
150-90-01	90	33-36	28	48	88	11						220	D046
150-90-01	90	33-36	28	52	88	12	5,4	11	6			216	D047
152-90-01	90	33-36	28	48	88	11						220	D046
152-90-01	90	33-36	28	52	88	12	5,4	11	6			216	D047
170-90-01	90	32-38	18	48	88	11						220	D046
170-90-01	90	32-38	18	52	88	12	5,4	11	6			216	D047
173-90-01	90	32-38	18	48	88	11						220	D046
173-90-01	90	32-38	18	52	88	12	5,4	11	6			216	D047
170-103-01	103	32-38	28	69	101	7,5	5,4	12	8	14,5	8	120	D048
170-103-01	103	32-38	28	57	101	11	5,4	12	4	14	8	242	D049
173-103-01	103	32-38	28	69	101	7,5	5,4	12	8	14,5	8	120	D048
173-103-01	103	32-38	28	57	101	11	5,4	12	4	14	8	242	D049



Dati e caratteristiche con riserva di modifiche.
The Company reserves the right to alter any specification.
EDIZIONE 1/1/96 - EDITION 1/1/96



METRA S.p.A. - via del Lavoro, 29/33 - Z.I. Molina - 36034 MALO (VI) - ITALY
Telefono 0445/637355 - Telefax 0445/637240

