

DRENAG 1600-2000-2500-3000

SUBMERSIBLE PUMPS



TECHNICAL DATA

Operating range:

from 3 to 66 m³/h with head up to 17 metres.

Pumped liquid:

clean draining water in general, for domestic or civil use, compatible with the construction materials.

Free passage of solids: 5 mm.

Free passage: 5 mm.

Liquid temperature range: from 0 °C to 40 °C.

Maximum immersion depth: 7 metres.

Motor protection class: IP 68.

Insulation class: F.

Standard voltage: 220-240 V - 50Hz single-phase.

380-415 V - 50Hz three-phase.

Power cable: H07RN-F, 10 metres.

Installation: free, vertical position.

Continuous duty with completely submerged pump.

APPLICATIONS

Submersible electric pump suitable for construction site, industrial, or residential applications, for draining sandy, ground, meteoric, and clean waste water with solid particles with size up to 5 mm.

CONSTRUCTION FEATURES OF THE PUMP

Anodized aluminium upper cover and pump body; ENGJS 200 cast iron hydraulic body and impeller
Double mechanical seal, carbon/alumina in oil chamber on the motor side, silicon/silicon on the pump side.
GAS threaded 2" 1/2 radial delivery port.

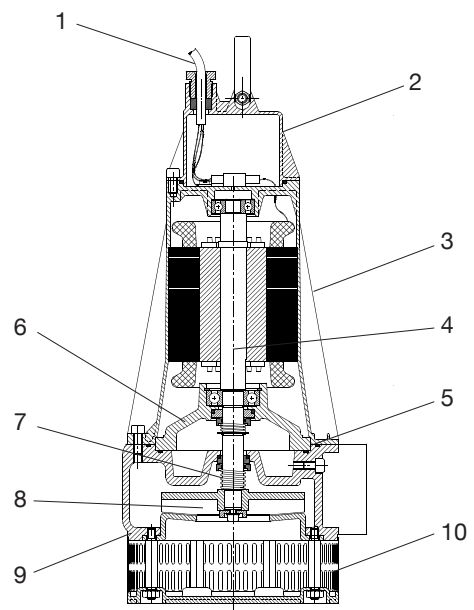
CONSTRUCTION FEATURES OF THE MOTOR

Dry, asynchronous and waterproof motor, cooled by the surrounding liquid.
Continuous S1 duty with completely submerged pump.
Rotor mounted on permanently lubricated ball bearings, oversized to ensure long-term reliability and extended lifetime.
Capacitor housed in the wiring compartment under the upper cover for the single-phase version.
Number of poles: 2
Max starts/hour: 20

MATERIALS

N.	PARTS*	MATERIALS
1	POWER INPUT CABLE	H07RN-F
2	UPPER COVER	ANODIZED ALUMINIUM
3	MOTOR BODY	ANODIZED ALUMINIUM
4	MOTOR SHAFT	AISI 420
5	OR	NBR
6	BEARING FLANGE	EN GJL 200 CAST IRON
7	MECHANICAL SEAL	MOTOR: CARBON/ALUMINA PUMP: SILICON - SILICON
8	IMPELLER	EN GJL 200 CAST IRON
9	HYDRAULIC BODY	EN GJL 200 CAST IRON
10	GRID	AISI 304 STAINLESS STEEL

* In contact with the liquid



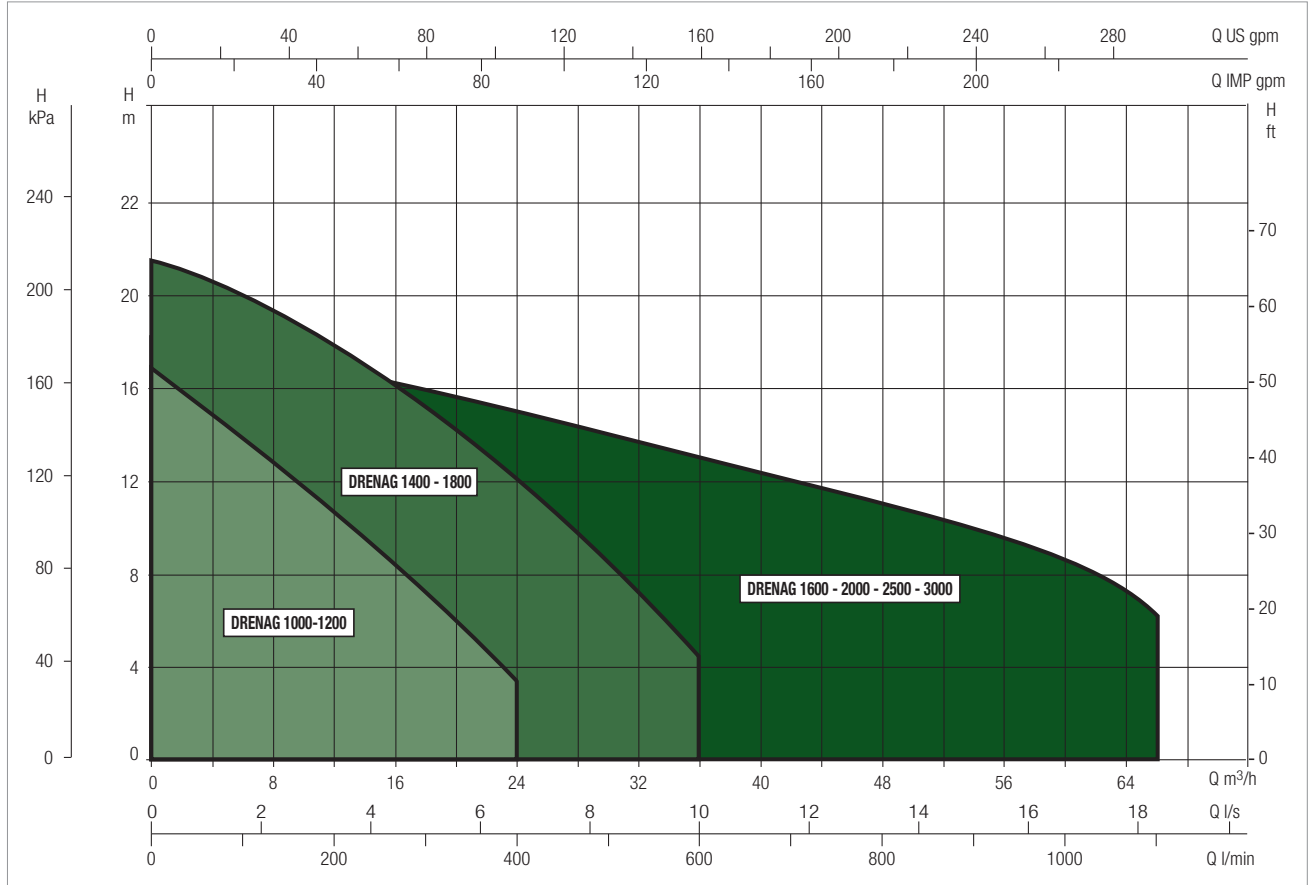
DRENAG RANGE

SUBMERSIBLE PUMPS

PERFORMANCE RANGE

The performance curves are based on kinematic viscosity values = 1 mm²/s and density equal to 1000 kg/m³. Curve tolerance according to ISO 9906.

GRAPHIC SELECTION TABLE

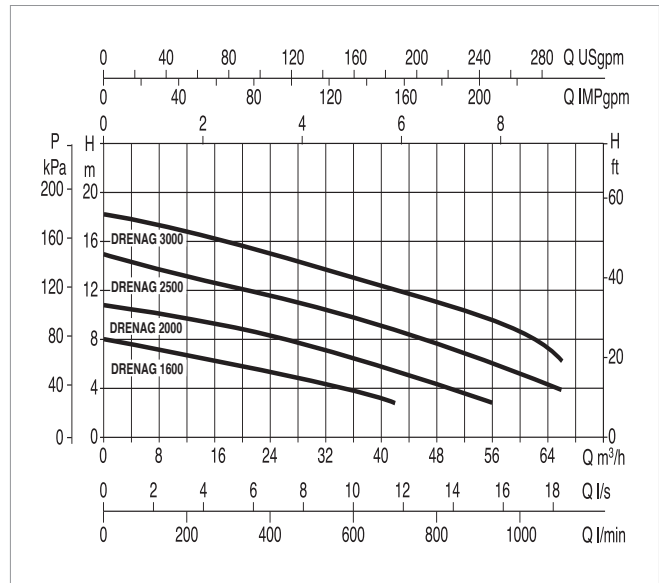
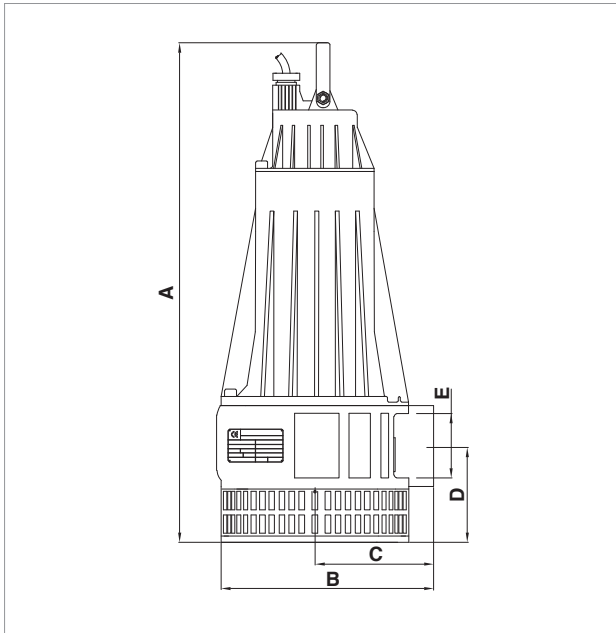


SELECTION TABLE - DRENAG 1600-2000-2500-3000

MODEL	Q= m ³ /h	0	3	6	9	12	15	18	24	30	36	42	48	54	60	66
	Q=l/min	0	50	100	150	200	250	300	400	500	600	700	800	900	1000	1100
DRENAG 1600 M-T	H (m)	8	7.6	7.2	7	6.7	6.4	6	5.3	4.7	3.9	2.8				
DRENAG 2000 T		10.8	10.5	10.3	10	9.7	9.4	9.1	8.4	7.4	6.4	5.3	4.2	2.9		
DRENAG 2500 T		15	14.4	13.9	13.5	13.1	12.8	12.4	11.7	10.9	9.9	8.9	7.9	6.7	5.3	3.9
DRENAG 3000 T		18.2	17.9	17.6	17.2	16.8	16.4	15.9	14.9	14	12.9	12	10.9	9.9	8.2	6.2

DRENAG 1600 - 2000 - 2500 - 3000 - WORK SITE CLEAN AND SANDY WATER DRAINING SUBMERSIBLE PUMPS

Liquid temperature range: from 0 °C to +40 °C



The performance curves are based on kinematic viscosity values = 1 mm²/s and density equal to 1000 kg/m³. Curve tolerance according to ISO 9906.

MODEL	ELECTRICAL DATA						
	POWER INPUT 50 Hz	P1 MAX kW	P2 NOMINAL		I _n A	CAPACITOR	
			kW	HP		μF	Vc
DRENAG 1600 M-A	1 x 230V ~	1.6	1.1	1.5	7.4	30	450
DRENAG 1600 T-NA	3 x 400V ~	1.6	1.1	1.5	3	-	-
DRENAG 2000 T-NA	3 x 400V ~	2	1.4	1.9	4.1	-	-
DRENAG 2500 T-NA	3 x 400V ~	3.1	1.8	2.4	5.3	-	-
DRENAG 3000 T-NA	3 x 400V ~	3.5	2.2	2.9	6.2	-	-

MODEL	A	B	C	D	E - DNM GAS	FREE PASSAGE mm	PACKING DIMENSIONS			VOLUME (m ³)	WEIGHT kg
							L/A	L/B	H		
DRENAG 1600 M-A	550	215	112	110	2" ^{1/2}	5	400	400	750	0.12	23.5
DRENAG 1600 T-NA	550	215	112	110	2" ^{1/2}	5	400	400	750	0.12	23.5
DRENAG 2000 T-NA	550	215	112	110	2" ^{1/2}	5	400	400	750	0.12	23.5
DRENAG 2500 T-NA	550	215	112	110	2" ^{1/2}	5	400	400	750	0.12	24
DRENAG 3000 T-NA	550	215	112	110	2" ^{1/2}	5	400	400	750	0.12	26